



Private Wind Power: Making Nebraska Public Power More Competitive

**Nebraska Wind and Solar Conference
2016 Conference
Nov. 8, 2016
Lincoln, Nebraska**

Ernie Goss Ph.D.

Professor of Economics

MacAllister Chairholder

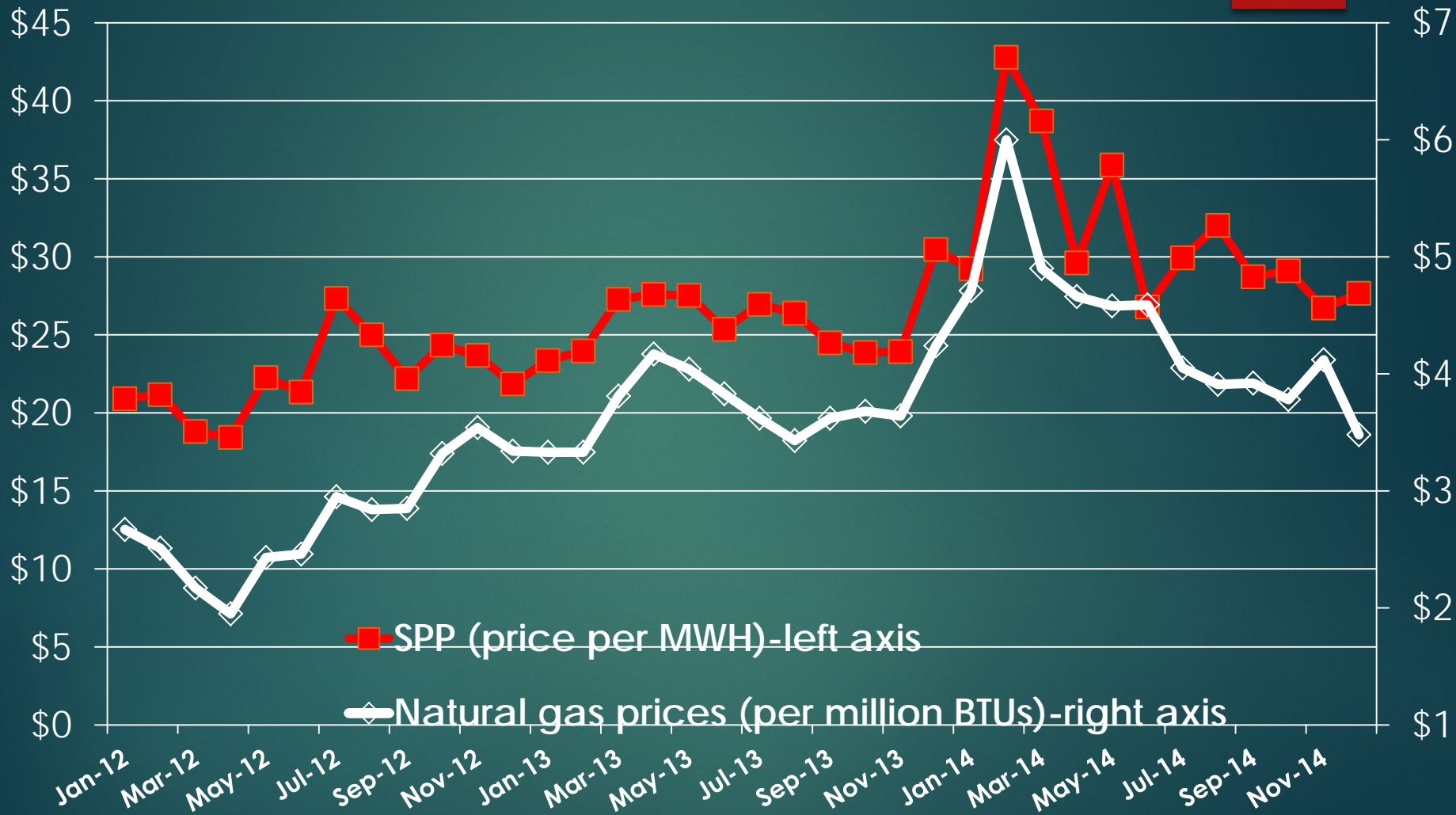
Creighton University

Web: www.gossandassociates.com

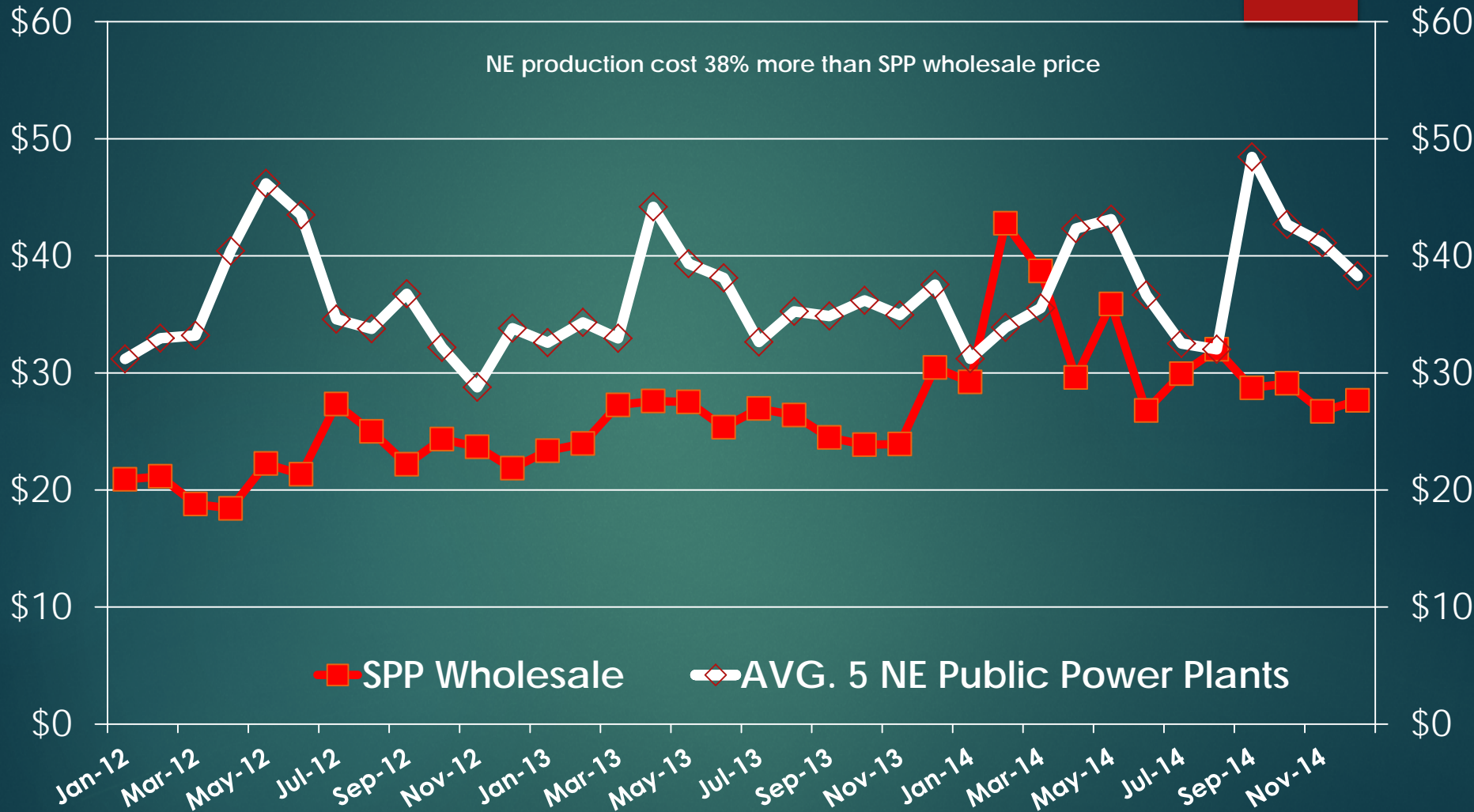
Twitter.com/erniegoss

Web: www.outlook-economic.com

SPP Wholesale Price vs. Natural Gas Price, 2012-14



Price per MWh: SPP wholesale vs. 5 NE public power units (weighted average)



Electricity from Wind WNC States, 2015

| | % of generation from Wind | Ranking-Installed wind capacity | Rank-wind capability | # wind turbines (rank) | Installed wind capacity (MW) |
|---------------------|---------------------------|---------------------------------|----------------------|------------------------|------------------------------|
| Iowa | 35.8% | 1 | 13 | 3,719 (3) | 6,365 |
| Kansas | 27.7% | 2 | 4 | 2,178 (7) | 3,836 |
| Minnesota | 17.4% | 7 | 7 | 2,357 (5) | 3,435 |
| Missouri | 1.4% | 25 | 12 | 252 (26) | 459 |
| Nebraska | 8.9% | 20 | 5 | 540 (20) | 926 |
| North Dakota | 19.8% | 11 | 9 | 1,177 (11) | 2,143 |
| South Dakota | 26.9% | 18 | 6 | 583 (18) | 977 |

Source: American Wind Energy Association

Capacity comparison SPP vs. NPPD & OPPD, 2015


| | OPPD and NPPD | | SPP |
|------------------------------|---------------|---------------|---------------|
| | Owned | Owned + PPAs | |
| Coal | 55.7% | 52.2% | 33.3% |
| Natural gas & oil | 20.1% | 18.8% | 42.6% |
| Nuclear | 20.3% | 19.0% | 3.2% |
| Other | 3.3% | 3.1% | 6.2% |
| Wind | 0.7% | 7.0% | 14.9% |
| Total | 100.0% | 100.0% | 100.0% |

Source: Annual reports

2013 electricity prices (per MWH) with and without wind subsidy

| | Actual price | Price without subsidies | % reduction |
|---------------------|---------------------|--------------------------------|--------------------|
| Iowa | \$82.40 | \$92.04 | 11.7% |
| Kansas | \$100.44 | \$107.26 | 6.8% |
| Minnesota | \$96.35 | \$102.00 | 5.9% |
| Missouri | \$90.62 | \$91.08 | 0.5% |
| Nebraska | \$88.04 | \$89.77 | 2.0% |
| North Dakota | \$84.93 | \$90.49 | 6.6% |
| South Dakota | \$90.58 | \$100.21 | 10.6% |

Source: Goss & Associates



Questions?
Newsletter? (“Free
and Well Worth
the Price”)